

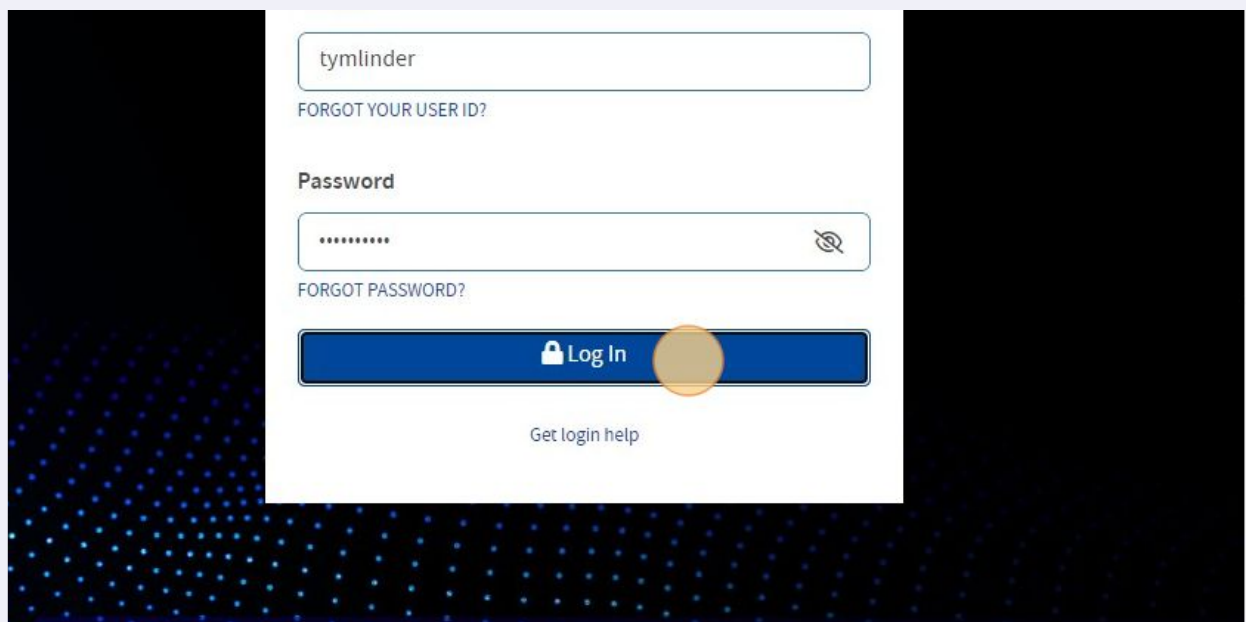
# Register for OH|ID PNM Agent Account



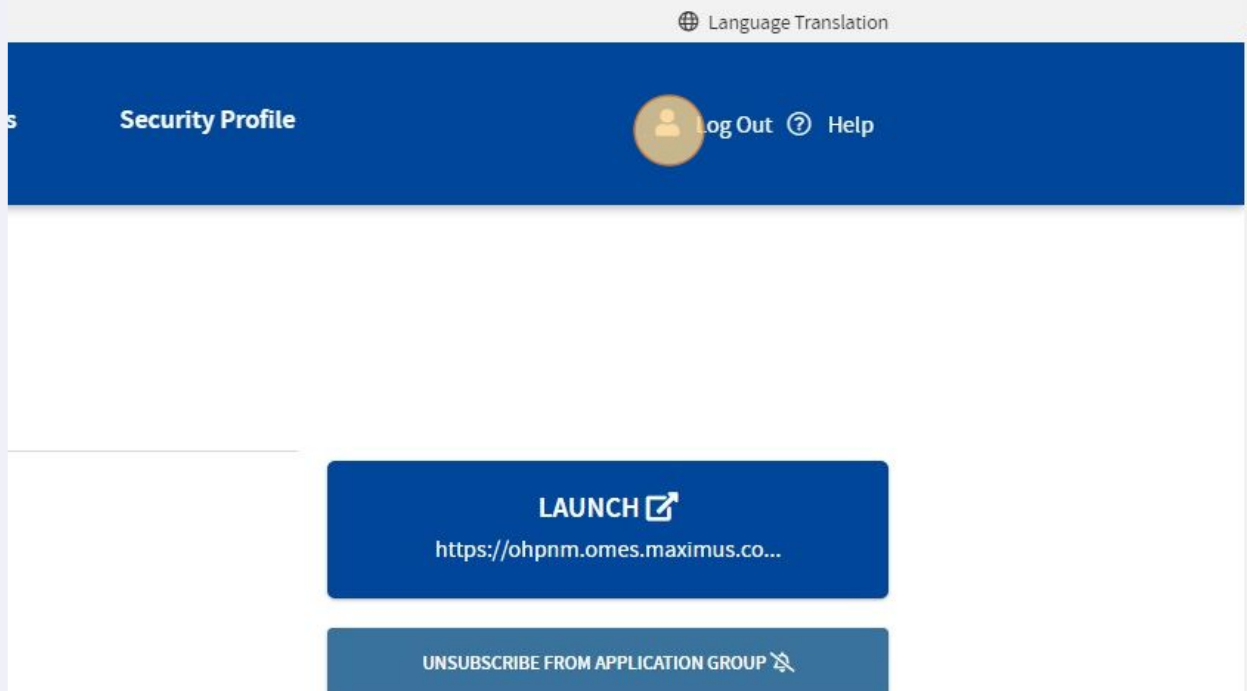
These directions are to be followed for individuals needing to be linked as an agent in the PNM for a provider or agency.

- 1 Navigate to <https://ohid.ohio.gov/wps/portal/gov/ohid>

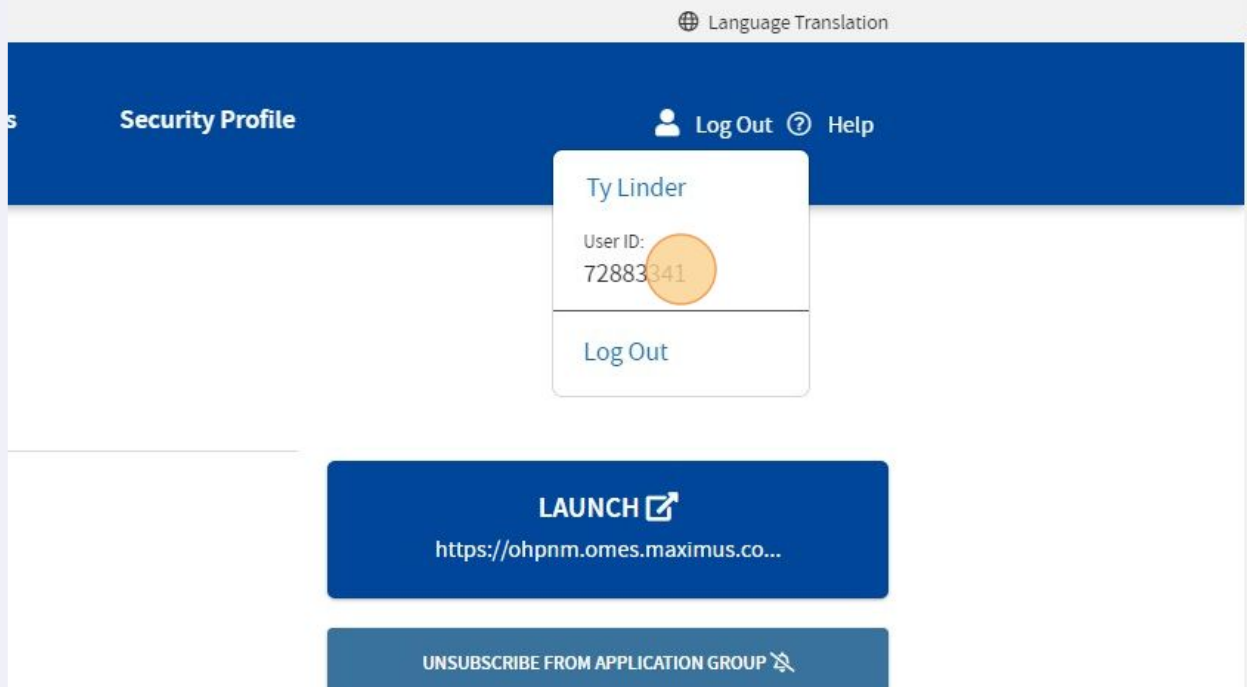
- 2 Click "Log In"

A screenshot of the login page for the OH|ID PNM Agent Account. The page has a white background with a dark blue pattern of small dots at the bottom. The login form is centered and contains the following elements: a text input field with the username "tymlinder", a link "FORGOT YOUR USER ID?", a "Password" label, a password input field with masked characters "\*\*\*\*\*" and a toggle icon, a link "FORGOT PASSWORD?", a blue "Log In" button with a white lock icon, and a "Get login help" link below the button. A yellow circle highlights the "Log In" button.

3 Click "User Account Dropdown Menu"

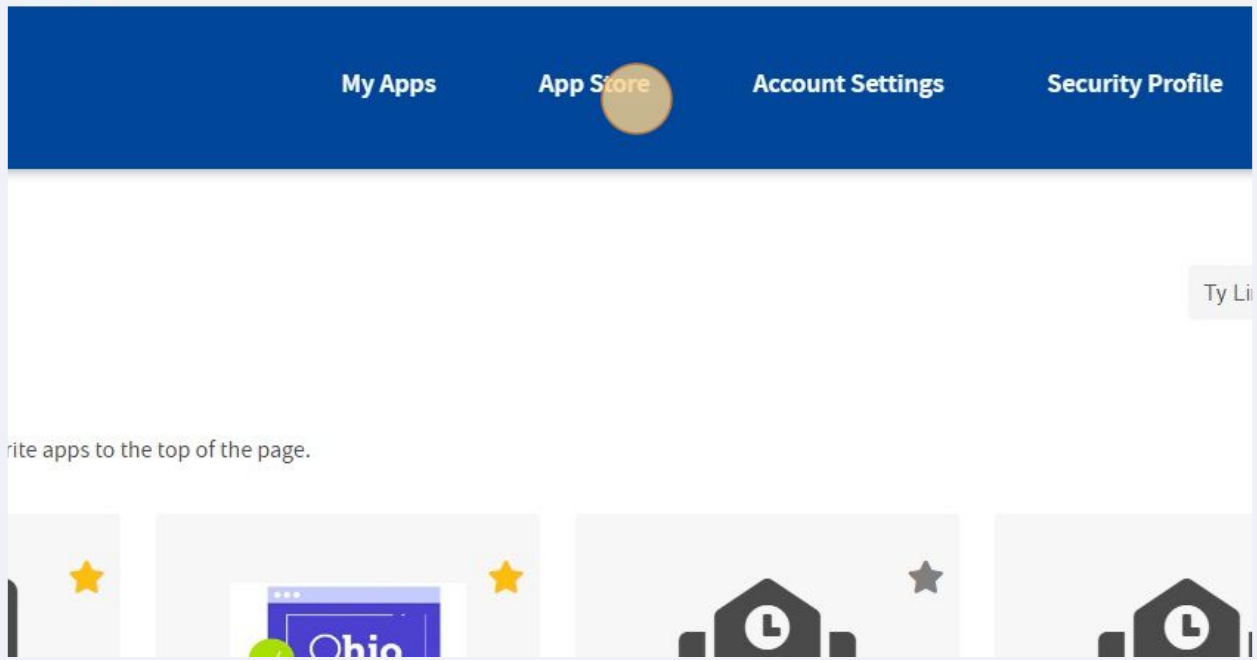


4 This 8 digit number is the User ID needed for being assigned as an agent.




5 Click "App Store"

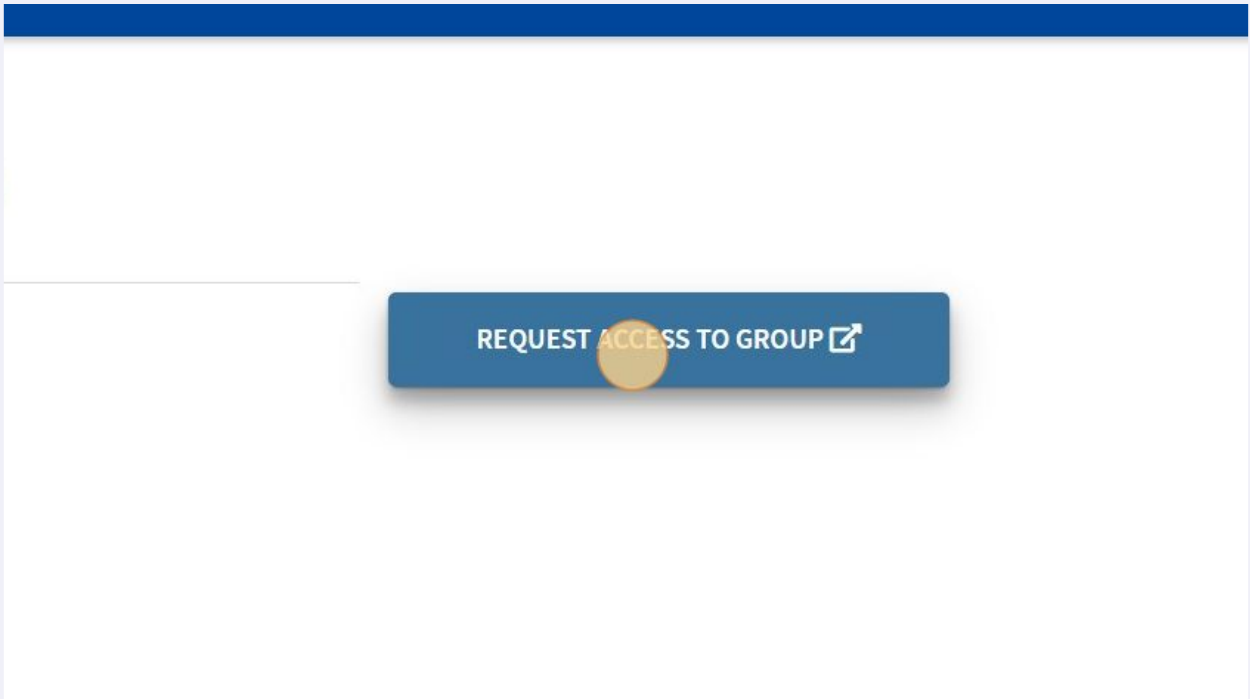
you know ▾



6 Click "Request Access" for the Provider Network Management module.



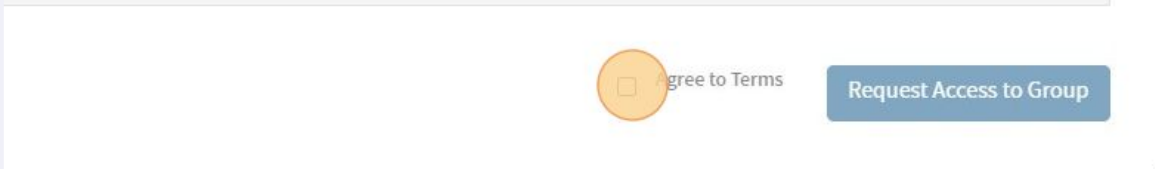
7 Click "REQUEST ACCESS TO GROUP"



8 Click the "Agree to Terms" field.

disclose those activities internally and to law enforcement and other entities to ensure the proper and lawful use of its information and such monitoring may result in the acquisition, recording and analysis of all data being communicated, transmitted, processed or stored in by a user. The State of Ohio complies with state and federal law regarding legally protected confidential information but may not treat any private or confidential. ANYONE USING THIS SYSTEM EXPRESSLY CONSENTS TO SUCH MONITORING.

Department of Administrative Services reserves the right to take appropriate legal action in any state or federal court to address any unauthorized use of this site, and you consent to exclusive jurisdiction and venue in such courts.



## 9 Click "Request Access to Group"

Recording and analysis of all data being communicated, transmitted, processed or stored in and federal law regarding legally protected confidential information but may not treat any 'STEM EXPRESSLY CONSENTS TO SUCH MONITORING.

ie right to take appropriate legal action in any state or federal court to address any to exclusive jurisdiction and venue in such courts.

Agree to Terms

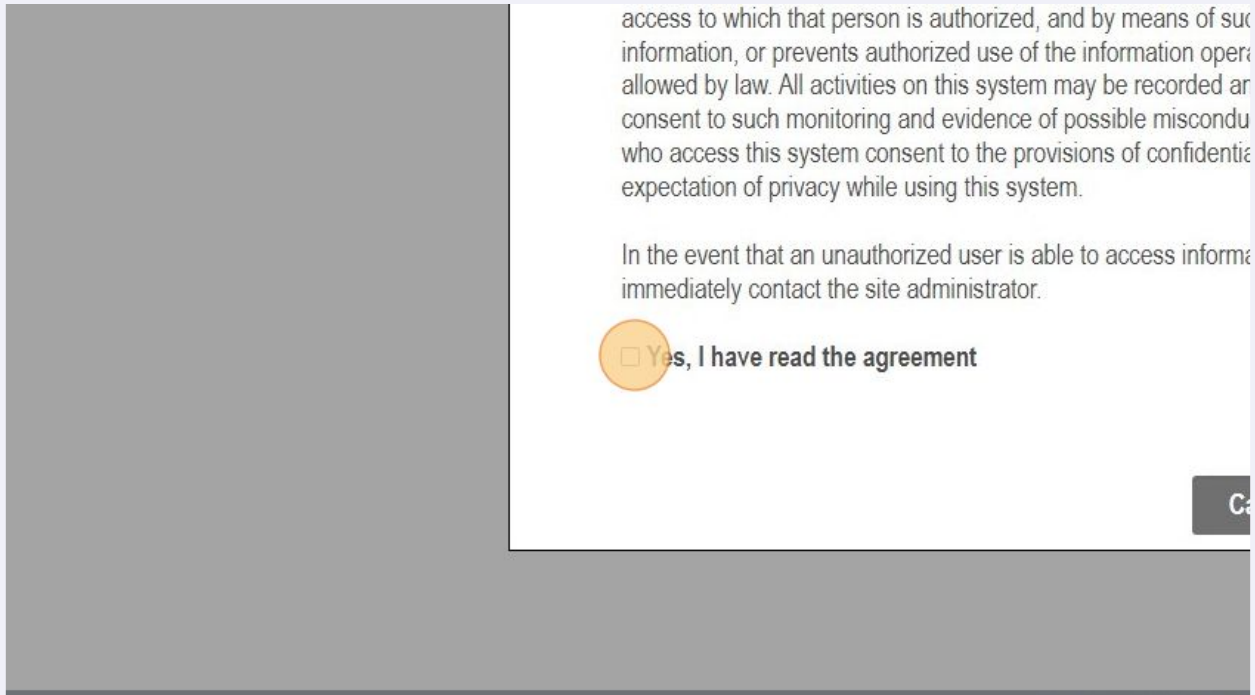
Request Access to Group

## 10 Click "LAUNCH"

LAUNCH   
<https://ohpnm.omes.maximus.co...>

UNSUBSCRIBE FROM APPLICATION GROUP 

11 Click the "Yes, I have read the agreement" field.



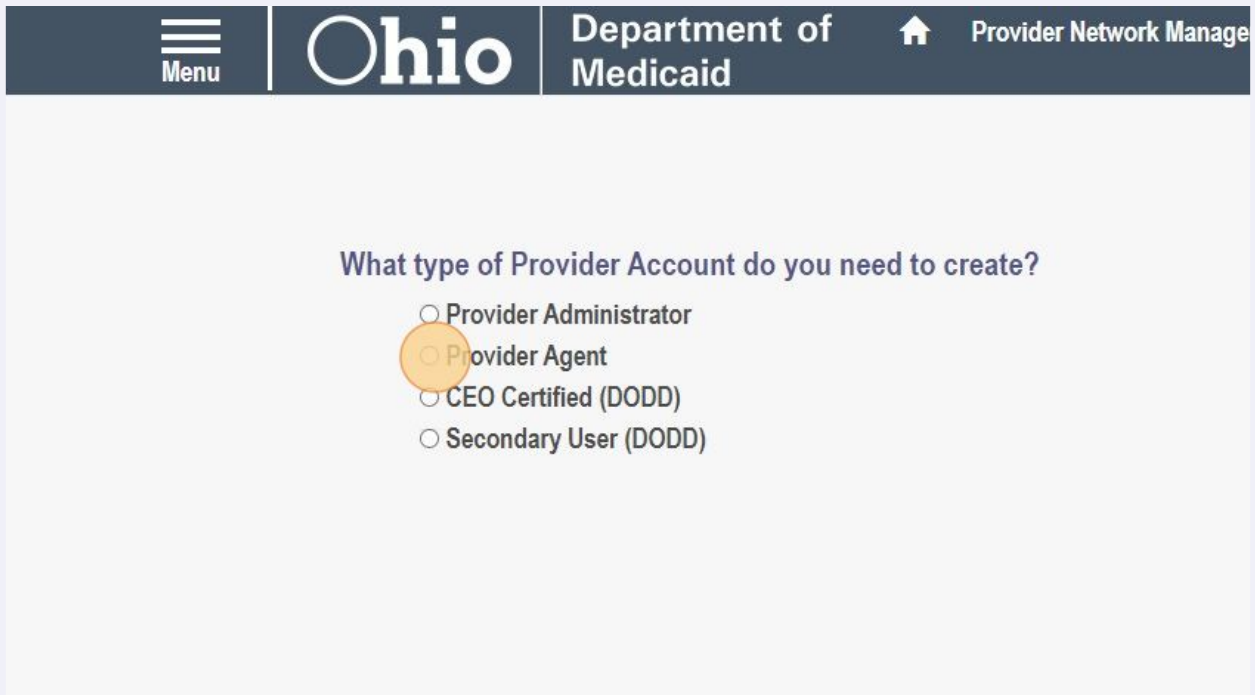
access to which that person is authorized, and by means of such information, or prevents authorized use of the information operated as allowed by law. All activities on this system may be recorded and consent to such monitoring and evidence of possible misconduct who access this system consent to the provisions of confidentiality expectation of privacy while using this system.

In the event that an unauthorized user is able to access information immediately contact the site administrator.

Yes, I have read the agreement

Ca

12 Click the "Provider Agent" field.



Menu | Ohio | Department of Medicaid | Home | Provider Network Management

What type of Provider Account do you need to create?

- Provider Administrator
- Provider Agent
- CEO Certified (DODD)
- Secondary User (DODD)



Alert!

If you do not select "Provider Agent", your account will not be eligible to be linked as an agent.

**13**

Click this button.

o create?



**14**

You will now be able to be added as an agent in the PNM.